



District Report Card: 2017


State: Odisha	District: Gajapati
Class: 8	Subject: Mathematics
Schools: 50	Students: 1453


Participation/Coverage


Students

<div>GENDER</div> <div></div>	Boys				Girls			
	Number		%		Number		%	
	752		51.75		701		48.25	

<div>AREA</div> <div></div>	Rural				Urban			
	Number		%		Number		%	
	1306		89.88		147		10.12	

<div>CATEGORY</div> <div></div>	SC		ST		OBC		GEN	
	Number	%	Number	%	Number	%	Number	%
	111	7.64	899	61.87	408	28.08	35	2.41

<div>CWSN</div> <div></div>	LD	VI	HI	S&LD	ID	Oth
	5	0	1	0	4	2

<div>Management</div> <div></div>	Government			Government-aided		
	Number		%	Number		%
	1183		81.42	270		18.58

Average Performance of Students in Mathematics (%)

Overall	Gender		Area		Management		Social Group			
	Male	Female	Rural	Urban	Govt.	Aided	SC	ST	OBC	GEN
33.81	34.02	33.57	34.74	25.53	34.92	28.94	27.21	34.50	34.35	30.67

Performance on Learning Outcomes (LOs)

Learning Outcomes	Description	Average Performance(%)
M601	Solves problems involving large numbers by applying appropriate operations	30.33
M606	Solves problems on daily life situations involving addition and subtraction of fractions / decimals	31.86
M620	Finds out the perimeter and area of rectangular objects in the surroundings like floor of the class room, surfaces of a chalk box etc.	33.93
M621	Arranges given/collected information in the form of table, pictograph and bar graph and interprets them	29.09
M702	Interprets the division and multiplication of fractions	28.70
M705	Solves problems related to daily life situations involving rational numbers	27.19
M706	Uses exponential form of numbers to simplify problems involving multiplication and division of large numbers	41.45
M707	Adds/subtracts algebraic expressions	41.02
M710	Solves problems related to conversion of percentage to fraction and decimal and vice versa	27.22
M717	Finds out approximate area of closed shapes by using unit square grid/graph sheet	33.10
M719	Finds various representative values for simple data from her/his daily life contexts like mean, median and mode	44.55
M721	Interprets data using bar graph	45.01
M801	Generalizes properties of addition, subtraction, multiplication and division of rational numbers through patterns	28.59
M802	Finds rational numbers between two given rational numbers	31.19
M803	Proves divisibility rules of 2, 3, 4, 5, 6, 9 and 11	38.78
M804	Finds squares, cubes, square roots and cube roots of numbers using different methods	34.06
M808	Uses various algebraic identities in solving problems of daily life	40.90
M812	Verifies properties of parallelogram and establishes the relationship between them through reasoning	27.86
M818	Finds surface area and volume of cuboidal and cylindrical object	25.31
M819	Draws and interprets bar charts and pie charts	32.21

Range of Performance of Students who Answered Correctly							
Below 30%		30% - 50%		50% - 75%		Above 75%	
Number	%	Number	%	Number	%	Number	%
709	48.80	440	30.28	247	17.00	57	3.92

Lowest Performing Learning Outcomes (LOs)

- 1 - Finds surface area and volume of cuboidal and cylindrical object (25.31)
- 2 - Solves problems related to daily life situations involving rational numbers (27.19)
- 3 - Solves problems related to conversion of percentage to fraction and decimal and vice versa (27.22)

4 - Verifies properties of parallelogram and establishes the relationship between them through reasoning (27.86)

5 - Generalizes properties of addition, subtraction, multiplication and division of rational numbers through patterns (28.59)